



turn voice OFF

help

Select your preferred language



English

Français

Español

+ more

done



if "more" is selected, 3 more languages will load
"back to top" will return to the original view (1st 3 languages)



turn voice OFF

help

Select your preferred language

Deutsch

Nederlands

Svenska

+ more

back to top 

done





turn voice OFF


help

Welcome!

This tool will make using a computer easier.

If you need help at any time, press the H key or select the help button.

OK, let's begin





turn voice OFF

help

Do you prefer to have items on the screen read out loud to you?



Yes

No



back

next



if the user has previously turned the audio off, this would default to No, but would still give the user a chance to consider whether this preference might be helpful to them



turn voice ON

help

Do you prefer to have items on the screen read out loud to you?

Yes

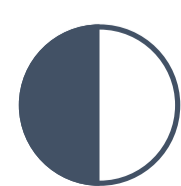


No



back

next



Seems like we don't want a general volume preference, but do we want to give the user the ability to set voice volume here, because we can't assume they can do it directly on the device?

Also - we need to be able to hide and show this screen as needed if the user turns the voice voff and on...

 turn voice OFF

help

Adjust the voice volume to a comfortable level.


max



min

 back

next 



turn voice OFF

help

Adjust the text to a size that you like best.


max



min

back

next



adjuster buttons do not change size, so that the targets do not move

turn voice OFF

help

Adjust the text to a size that you like best.


max



min

back

next



adjuster buttons do not change size, so that the targets do not move

turn voice OFF

help

Adjust text and buttons to a size that you like best.


max



min

back

next





turn voice OFF

help

You can choose a screen color to make things easier to see.



no change


black on white

white on black



back

next



If volume is not a preference, it shouldn't show up in this list, which could be confusing, especially if it has a separate icon

 turn voice OFF

help

You have completed all the steps! Please confirm your preferences:

Language: English



Text Size: med-large

Voicing: ON

Screen Color: no change

 back

confirm 



if user is able to skip around, we need to warn them if they've missed a step

 turn voice OFF

help

We noticed that you skipped a step. You can go back, or you can confirm your preferences now:

Language: English

Text Size: largest

Voicing: ON

Screen Color: no change

 back

confirm 



help

Congratulations!



Your preferences
have been saved to
your account.



close

Touch the buttons on the screen to make a selection

Button Examples



Close
close

To move around the screen, use the arrow keys on your keyboard



To select, use the space bar on your keyboard



You can also use a mouse to move around the screen and use the pointer to select



Close