

Using JIRA

See also [JIRA Best Practices](#)

Registering in Jira

Before you can report any bugs, you need to create an account in Jira.

From the main [Jira](#) page click on the "Signup" link.

Login

Username


Password

Remember my login on this computer

[Forgot Password](#)

Not a member? [Signup](#) for an account.

Fill out the registration form completely and submit.

?

Sign up

To sign up for JIRA simply enter your details below.

Username:


Password:

Confirm Password:

Full Name:

Email:

Please enter the word as shown below:



Browsing

There are several ways to browse the bug reports in Jira.

Using the "Quick Search" field at the upper right corner, search by keyword(s).

QUICK SEARCH:

The "Home" page contains saved filters

Saved Filters (Create New Manage Filters)	
Current Dev Iteration (40): August 5 - 15	24
Current UX Iteration	29
Dev Iteration 33: May 13-26	10
Dev iteration 34: May 27-30	10
Dev Iteration 35: June 4 - 9 2008	10
Dev Iteration 36: June 10-16	7

The "Browse Project" page contains project level filters; e.g. by component, assignee, etc.

Select: [Open Issues](#) [Road Map](#) [Change Log](#) [Popular Issues](#) [Subversion Commits](#)

Components <small>(with open issues in each component)</small>	Versions <small>(with open issues due to b</small>
Client-side Renderer	3 0.5
Framework	8 0.6
General	2 Unscheduled
Infrastructure	22
Inline Edit	57
Keyboard Accessibility	35

The "Find Issue" page allows for the creation of a custom query.

Filter: [View](#) [New](#) [Manage](#)

You do not currently have a search or filter selected.
 [Create new](#) search

<< View & Hide | View >>

Project: [All projects](#)
[Fluid](#)
[VULab](#)

Issue Type: [Any](#)
[Standard Issue Types](#)
 [Bug](#)
 [Improvement](#)
 [New Feature](#)
 [Task](#)

Text Search

Query:

Creating a New Bug

Login, if you haven't already done so.

Click the "Create New Issue" link at the top of the page.

CREATE NEW ISSUE

For step 1 of 2, you can use the default selections. Click the 'Next' button to proceed to step 2 of 2.

Create Issue

Step 1 of 2: Choose the project and issue type...

* Project: Fluid

* Issue Type: Bug


Next>>

Cancel


In step 2 of 2 you will need to fill out the form and click the 'Create' button to complete. See [Reporting Bugs](#), for necessary information to include here.

Step 2 of 2: Enter the details of the issue...

Project: Fluid

Issue Type:  Bug

* Summary:

Priority: Major 

Component/s:
Client-side Renderer
Framework
General
Infrastructure

Affects Version/s:
Released Versions
0.4
0.4beta1
0.3
0.1

Fix Version/s:
Unreleased Versions
0.5beta1
0.5
0.6
0.8

Assignee: [Assign to me](#)

Environment:

For example operating system, software platform and/or hardware specifications (inclu

Description:

Original Estimate:

Time estimate based on 8-hour working days.
Format: #d #h (where # is the number of days and/or hours)
Example: "1d" is 1 day, "1d 4h" is 1.5 days

Create

Cancel