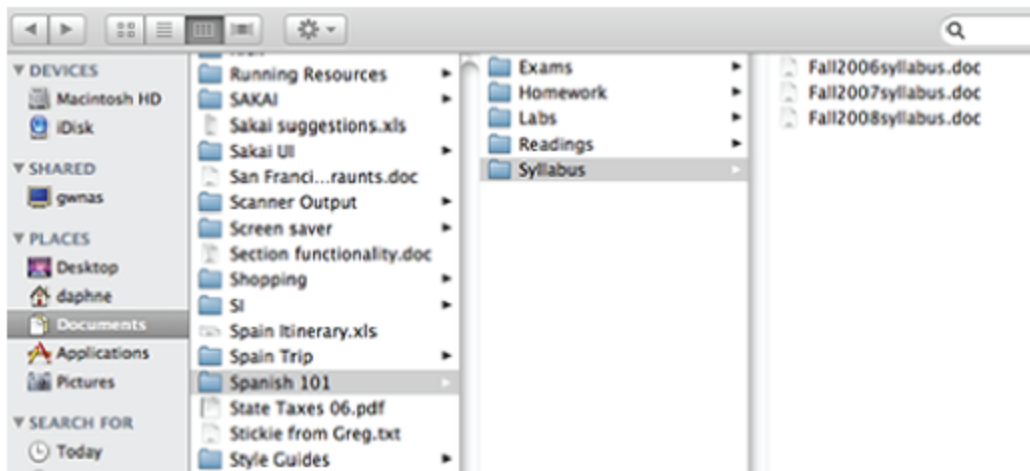


Uploader Storyboard - Add more

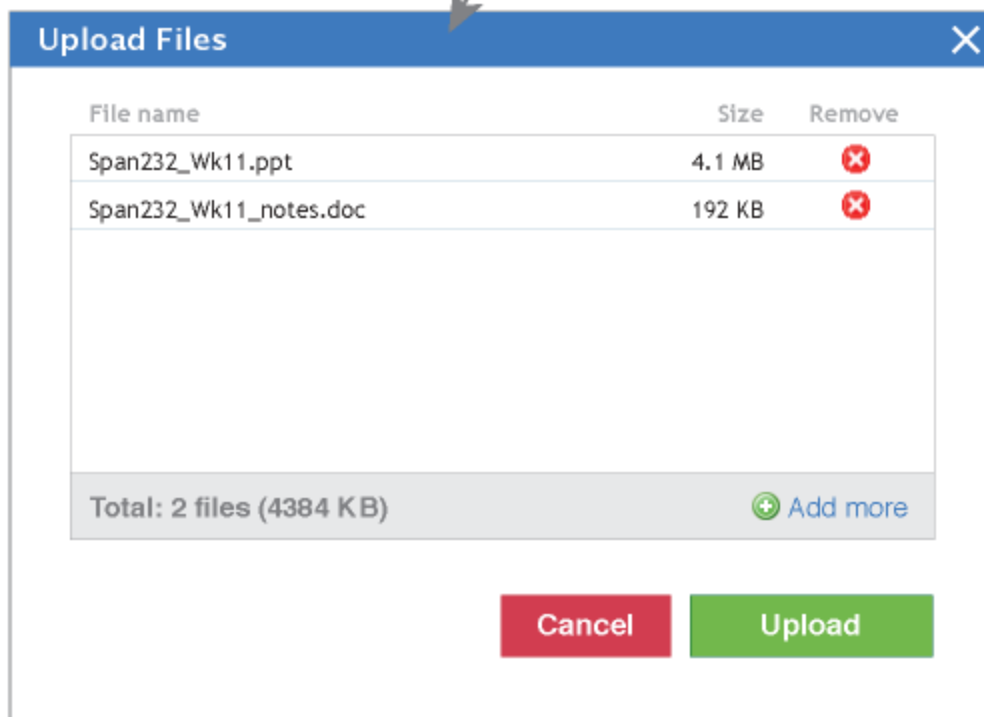
Course content upload (Instructor Primary Scenario)

Catalina wakes up early Sunday morning and sits at her desk with a cup of tea. She opens her work laptop and logs into bSpace. She decides to upload the lecture slides and notes for the upcoming week's class. As she uploads both files she decides to post next week's too since she'll be out of town over the weekend and doesn't know if she'll have time.

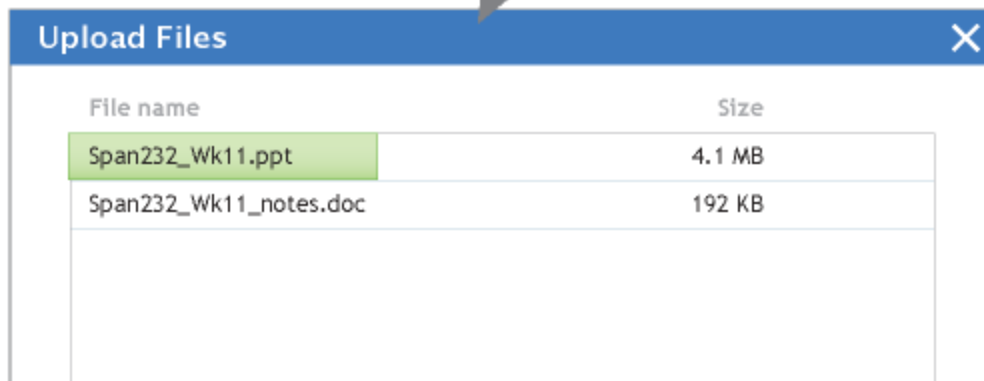
She chooses upload from within the Resources tool in her course site and sees her Mac's Finder.



Chose files for upload



Upload



Uploading: 1 of 2 files (884 KB)

0:28 remaining

Stop Upload

Upload working

Upload Files

File name

Size

Span232_Wk11.ppt

4.1 MB



Span232_Wk11_notes.doc

192 KB

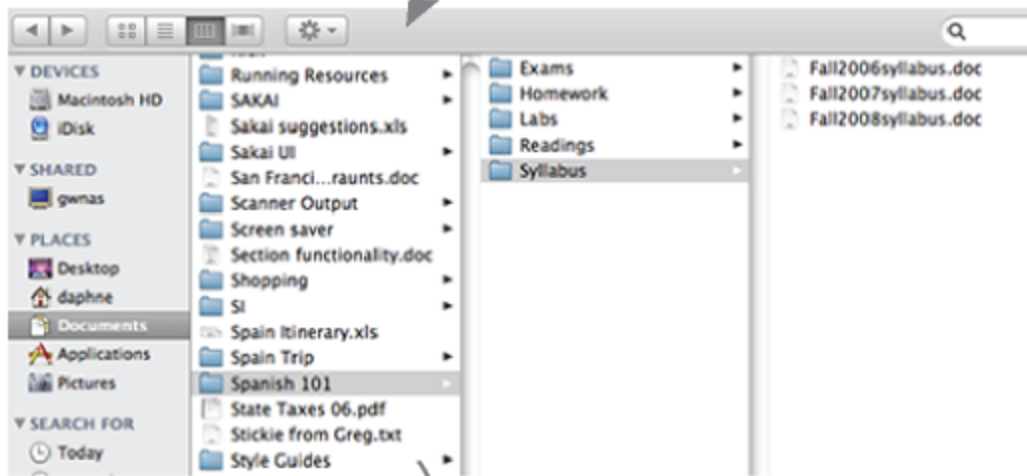


Uploaded: 2 of 2 files (4230 KB)

+ Add more

Done

Add more



Additional files chosen

Upload Files

File name	Size	
Span232_Wk11.ppt	4.1 MB	✓
Span232_Wk11_notes.doc	192 KB	✓
Span232_Wk12.ppt	3.7 MB	✗
Span232_Wk12_notes.doc	186 KB	✗

To Upload: 2 files (4384 KB) [+ Add more](#)

Cancel **Upload**

Catalina chooses Upload and the remaining files upload as the first did. Once she sees the Done screen again, she chooses and Done and moves on to her next task.